

[2010 Chevrolet Camaro \[2G1FK1EJ6A9205902\]](#) | [Camaro \(VIN F\) Service Manual](#) | [Brakes](#) | [View All Bulletins](#) |

Document ID: 2423856

#10-05-23-002: Front Brake Squeak Noise on Brake Apply (Replace Front Brake Pads) - (Mar 25, 2010)

Subject: Front Brake Squeak Noise on Brake Apply (Replace Front Brake Pads)

Models: 2010 Chevrolet Camaro SS
Built Prior to VIN Breakpoint A9172924




Condition

Some customers may comment on hearing a squeak noise from the front brakes upon brake apply.


Correction

Note: New front brake pads have been released to correct this condition. When installing the new front brake pads, you must remove the factory-installed weights from the front brake calipers.




1. Replace the front brake pads with the replacement kit listed in the parts table below. Refer to Front Disc Brake Pads Replacement (L99, LS3) in SI.
2. Remove the factory-installed weights from the front brake calipers.

© 2010 General Motors. All rights reserved.



- 2.1. Apply penetrating oil (i.e. WD-40® or equivalent) to the weights (1) on both the right and left sides and allow the oil to set for a few minutes.



- 2.2. Use a plastic scraper (1) to remove the weights (2).
- 2.3. Clean any remaining adhesive residue from the calipers using Kent Automotive Acrysol™, P/N 20005, or 3M® General Purpose Adhesive Cleaner, P/N 08984, or the equivalent.

Parts Information

Acrysol™ is available from Kent Automotive at 1-888-YES-KENT or online at www.kent-automotive.com.

3M products may be purchased through your local distributor. Information about 3M retailers in your area may be obtained by calling 1-866-364-3577 (U.S. and Canada).

Part Number	Description	Qty
92244289	PAD KIT - FRT DISC BRAKE	1

Warranty Information

For vehicles repaired under warranty, use:

Labor Operation	Description	Labor Time
H0042	Front Disc Brake Pads Replacement	Use Published Labor Operation Time

GM bulletins are intended for use by professional technicians, NOT a "do-it-yourselfer". They are written to inform these technicians of conditions that may occur on some vehicles, or to provide information that could assist in the proper service of a vehicle. Properly trained technicians have the equipment, tools, safety instructions, and know-how to do a job properly and safely. If a condition is described, DO NOT assume that the bulletin applies to your vehicle, or that your vehicle will have that condition. See your GM dealer for information on whether your vehicle may benefit from the information.



WE SUPPORT
VOLUNTARY
TECHNICIAN
CERTIFICATION