

Document ID: 3405850

#13113: Service Update for Inventory and Customer Vehicles - Convertible Top Cosmetic Blemish - Expires with Base Warranty - (Apr 16, 2013)

Subject: 13113 – Service Update for Inventory and Customer Vehicles – Convertible Top Cosmetic Blemish – Expires with Base Warranty



Models: 2013 Chevrolet Camaro Convertible

This service update includes vehicles in dealer inventory and customer vehicles that return to the dealership for any reason. This bulletin will expire at the end of the involved vehicle's New Vehicle Limited Warranty period.

Purpose

This bulletin provides a service procedure to polish the two convertible top control link rear eye loops on **certain** 2013 Chevrolet Camaro convertible vehicles. Some of these vehicles were produced with a control cord eye-loop guide that may have a gouge or burr causing premature wear to the control cord, and eventually resulting in the cord breaking. If the cord breaks, the convertible top cover may rub the side of the storage compartment as it stows, resulting in a cosmetic blemish on the convertible top fabric.

This service procedure should be completed as soon as possible on involved vehicles currently in dealer inventory and customer vehicles that return to the dealer for any type of service during the New Vehicle Limited Warranty coverage period.

Vehicles Involved

All involved vehicles are identified by VIN in the Global Warranty Management System – Investigate Vehicle History Application. Dealership technicians should always check this site to confirm vehicle involvement prior to beginning any required inspections and/or repairs. It is important to routinely use this tool to verify eligibility because not all similar vehicles may be involved regardless of description or option content.

Additionally, a list of involved vehicles currently in dealer inventory is available on the "Service Update Bulletin Information" link under the "Service" tab in GM GlobalConnect (US) or attached to the GlobalConnect message (Canada) used to release this bulletin. Customer vehicles that return for service, for any reason, and are still covered under the vehicle's base warranty should also be checked for vehicle eligibility.

Parts Information

The emery cloth required to complete this service update is to be obtained locally. Do not order from General Motors Customer Care and Aftersales (GMCC&A).



Part Number	Description	Quantity/Vehicle
-------------	-------------	------------------

© 2013 General Motors. All rights reserved.

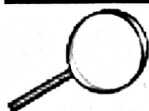
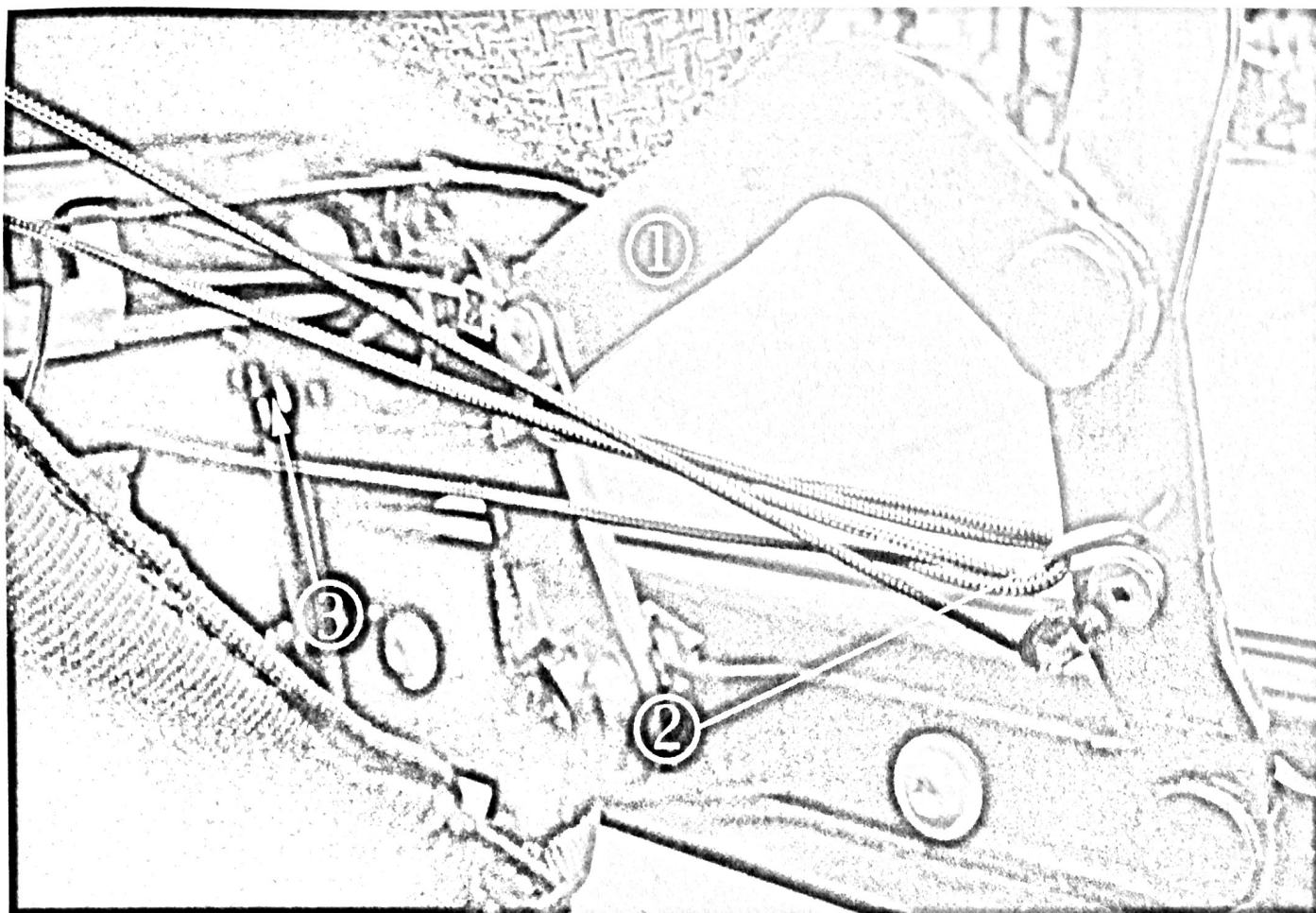
Obtain Locally	Emery Cloth – 320 Grit	1 (submit as Net Item)
----------------	------------------------	---------------------------

Service Procedure

Note: Perform repair on both the driver and passenger side control link rear eye loop.

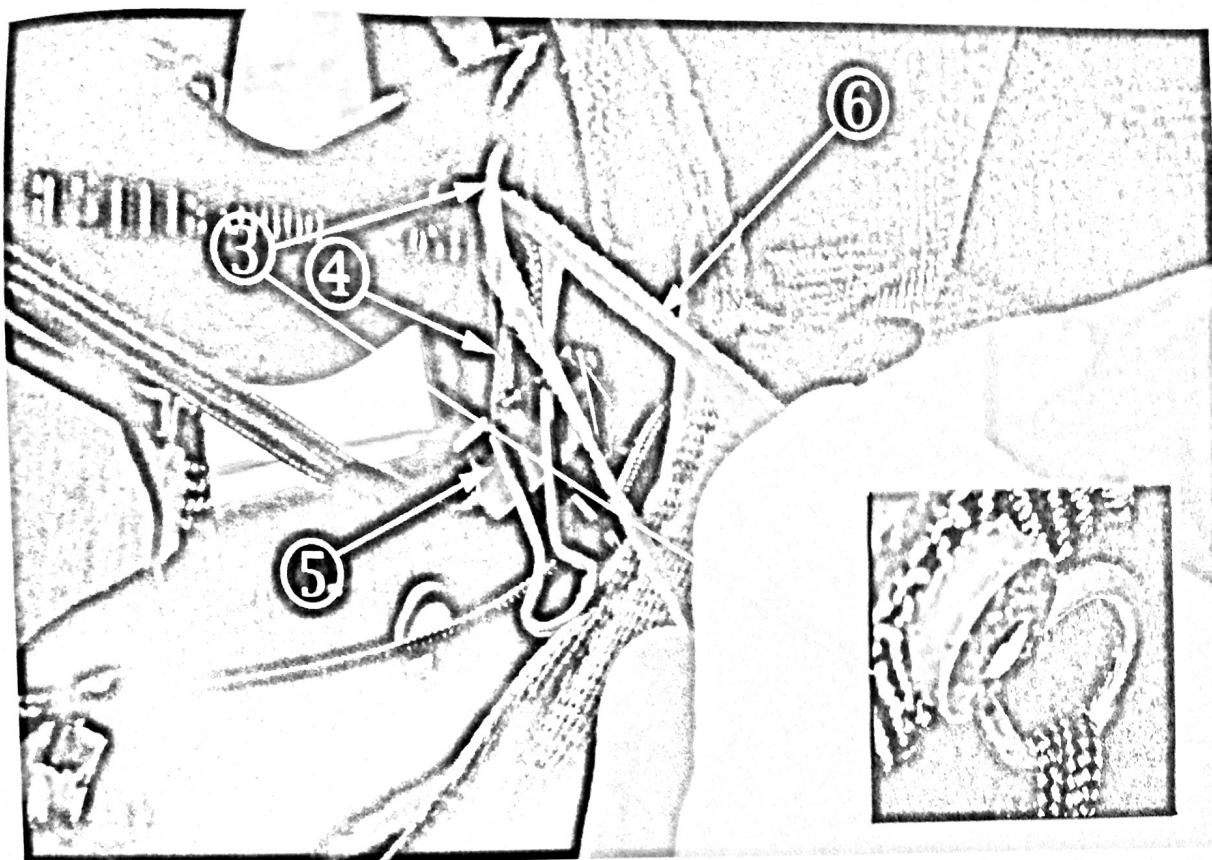


1. Open the convertible top to the half-open position.
2. Locate the convertible top control link (1).



- Note:** (1) Control Link (2) Control Link Front Eye Loop (3) Control Link Rear Eye Loop
3. Locate the control link rear eye loop (3). Refer to the inside of the control link to locate the rear eye loop.





4. Pull down on the rear eye loop cord (4) and secure it with a binder clip (5) or equivalent to expose the inside surface of the rear eye loop.

Note: Only polish the control link rear eye loop. Do NOT polish the control link front eye loop.

5. Use a piece of 320 grit emery cloth (6) that is 5 mm (0.197 in) wide and 80 mm (3.15 in) long to polish the inside surface of the eye loop (3). Spend about 3 minutes polishing each rear eye loop (3) to ensure any burrs or rough edges have been removed.

Warranty Transaction Information

Submit a transaction using the table below. All transactions should be submitted as a ZFAT transaction type, unless noted otherwise.

Labor Code	Description	Labor Time	Net Item
V2817	Polish Both Control Link Rear Eye Loops	0.3	*

* The amount identified in "Net Item" should represent the actual sum total of the emery cloth needed to perform the required repairs, not to exceed \$0.25 USD/CAD.

Dealer Program Responsibility

Whenever a vehicle subject to this service update enters your vehicle inventory, or is in your facility for service in the future, and the vehicle is still covered under the New Vehicle Limited Warranty, you must take the steps necessary to be sure the service update correction has been made before selling or releasing the vehicle.